


Model: CDI2510VIFWLH

Architectural and Engineering Specifications

Version 1.0



PART 1: PLEASE REFER TO ATTACHED DOCUMENTS - OVERVIEW & FORMAT SAMPLES

PART 2: PRODUCTS

Division 28 – Electric Safety and Security

Section 28 23 29 – Video Surveillance Remote Devices and Sensors

2.1.0 Manufacturer

1. Costar Video Systems.
101 Wrangler Drive, Suite 201
Coppell, Texas 75019
Tel: 469-635-6800
Fax: 469-635-6822

2.2.0 General

2.2.1 Product Description

CDI2510VIFWLH is a low light Dome IP Camera designed and manufactured by Costar Video Systems. This camera provides Full HD (1920 x 1080) resolution at 60ips (images per second) ** with H.265, H.264, and M-JPEG compression. This camera is equipped with Motorized Vari-focal lens, IR LEDs, True Day/Night, PoE (IEEE 802.3af Class 3), Audio I/O, Alarm I/O, microSD/SDHC/SDXC card backup, Vandal-proof bullet enclosure design, IK10/IP67 rated and provides continuous operation in subzero temperature. (**iNEX protocol only)

2.2.2 General Specification

1. The IP camera shall be equipped with 2 Megapixel 1/1.9" CMOS Sensor.
2. The IP camera shall be equipped with 4.4mm - 10mm motorized vari-focal lens, F1.2 – F1.95.
3. The IP camera shall be a true day/night camera with a mechanical filter for low light performance. The filter can be switched remotely, or automatically via a light level sensor or contact input (ICR).
4. The IP camera shall have wide dynamic range compensation (True WDR) for improved video quality in high-contrast situations (120 dB).
5. The IP camera shall have 6 IR LEDs looming 30 m (98.4ft).
6. The IP camera shall support P-Iris.
7. The IP camera shall utilize 2DNR/3DNR (Dynamic Noise Reduction) technology to reduce the bitrate and storage requirements by removing noise artifacts.
8. The IP camera shall be Vandal-Proof and IP rating 67/IK10 complied dome enclosure design
9. The IP camera shall be equipped with 10/100 Base-T, auto-sensing, half/full duplex, RJ-45 Ethernet connection.
10. The IP camera shall support industry standard Power over Ethernet (PoE) IEEE 802.3af, Class 3




to supply power to the camera over the network and 12VDC input.

11. The IP camera shall have video out feature (NTSC/PAL).
12. The IP camera shall have built-in heater for continued use in subzero temperature conditions and utilize 12 VDC input to provide power.
13. The IP camera shall have on board microSD/SDHC/SDXC card backup storage slot as a safeguard against data loss during network interruptions.
14. Using iNEX NLTSrec (Non-Linear Time Shifting recording) technology, the IP camera can store the recording data to the internal recording memory buffer (60MB) in camera if there is a delay in data transmission due to the instantaneous load of the recorder or network, and then transmits the stored data to iNEX recorder safely.
15. The IP camera shall deliver maximum video resolution of 1920 x 1080 at rates up to 60ips (images per second) **. (**iNEX protocol only)
16. The IP camera shall provide direct network connection using H.265, H.264 and MJPEG**. (** iNEX protocol only)
17. The IP camera shall support quadruple streams
18. The IP camera shall conform to the ONVIF** Profile S Ver.2.4.0 standard. (** iNEX protocol only)
19. The IP camera shall be equipped with embedded web server (Webguard**) which works independently using a Web Browser with ActiveX plug-in. (** iNEX Protocol only)
20. The IP camera shall have IP filtering, HTTPS, SSL, IEEE 802.1X, and configurable user authority levels for greater security.
21. The IP camera shall have network bandwidth limitation and MAT features for more efficient use of network bandwidth.
22. The IP camera shall have Easy network access via UPnP (Universal Plug and Play) function and embedded mDNS (Multicast DNS) protocol.
23. The IP camera shall have Intelligent Video Analysis (VA): Video Motion Detection, Active in, Audio detection, Tampering, Trip Zone.

2.2.3 Protocol Specification: DirectNET and iNEX Protocol

1. The IP camera shall have 2 protocol modes, DirectNET and iNEX Protocol, and DirectNET is set as main protocol by default.
2. The protocol modes shall be selectable between DirectNET and iNEX protocol mode to meet specific needs with iNIT Discovery tool.
 - DirectNET Protocol
 - A. DirectNET protocol shall provide easy connection to DirectNET NVR for automatic discovery and video streaming configuration.
 - B. DirectNET protocol shall provide quadruple streams.
 - C. The bitrate shall be automatically adjusted by recording profile of DirectNET NVR.
 - D. DirectNET protocol shall support H.264 and H.265 only as primary compression.




- iNEX Protocol
 - A. iNEX protocol shall provide the compatibility with StarNET VMS, iNEX VMS or ONVIF for third-party software solutions.
 - B. iNEX protocol shall provide quadruple streams.
 - C. iNEX protocol shall support H.264, H.265 and MJPEG compression.



2.3.0 Technical Specification

2.3.1 Video Specification

1. Image Sensor: 1/1.9" CMOS
2. Maximum Resolution: 1920 x 1080
3. Scanning Mode: Progressive Scan
4. Lens Type: Motorized Vari-focal (f=4.4 - 10mm, F1.2 – 1.95)
5. Iris Control: P-Iris
6. Angular Field of View (H: Horizontal, V: Vertical, D: Diagonal):
 - A. Wide: 91.5°(H), 48.4°(V), 109°(D)
 - B. Tele: 43.4°(H), 24.2°(V), 49.9°(D)
 - C. Pan/Tilt Range: Pan: -176° ~ 176°, Tilt: 0° ~ 66°, Rotate: -90° ~ 90°
7. Minimum Illumination:
 - A. COLOR: 0.01 lux @ F1.2
 - B. B/W: 0 lux (IR LED ON)
8. S/N Ratio: more than 45 dB
9. Maximum Frame Rate:
 - A. 60fps: 1920 x 1080
 - B. 30fps: 1920 x 1080(WDR)
10. Video Resolution:
 - A. DirectNET Protocol Mode: 1920 x 1080, 1280 x 720, 704 x 480, 640 x 360, 352 x 240
 - B. iNEX protocol mode: 1920 x 1080, 1280 x 720, 704 x 480, 352 x 240
11. Video Compression: H.265, H.264, MJPEG** (** iNEX Protocol only)
12. Video Compression Level: 4 levels: Basic, Standard, High, Very High
13. Multi-Video Streaming:
 - A. DirectNET Protocol Mode: Quadruple streams
 - B. iNEX Protocol Mode: Quadruple streams
14. Dynamic Range: 120 dB
15. True Day & Night: Yes (ICR)
16. IR Distance (The number of LEDs, IR wavelength): 30m (6ea)
17. Intelligent Video Analytic: Motion Detection, Alarm in, Audio detection, tempering, Trip Zone
18. Analog Video Output: 1 BNC (CVBS)



2.3.2 Audio Specification

1. Audio Compression Algorithm: ADPCM 16K, G.726, G.711 u-Law / a-Law
2. Audio Input / Output: Line-in 1ea / Line-out 1ea
3. Two-way Audio Communication: Yes
4. Pre-recorded Voice Alert: Yes

2.3.3 Network Specification

1. Port: RJ-45 10/100 Base-T 1 port
2. Network Protocols:
 - A. DirectNET Protocol Mode: DirectNET Protocol
 - B. iNEX Protocol Mode: RTP/RTSP/TCP, RTP/RTSP/HTTP/TCP, RTP/UDP RTSP/TCP, HTTP, HTTPS, FTP, SNTp, SMTP, FEN, mDNS, uPNP
3. Streaming Mode: Unicast, Multicast

2.3.4 Security Specification


1. DirectNET Protocol Mode: SSL Encryption
2. iNEX Protocol Mode: Multi-User Authority, IEEE 802.1x, IP Filtering, HTTPS, SSL Encryption
3. Maximum User Access:
 - A. DirectNET protocol mode: Direct camera access is unavailable.
 - B. iNEX protocol mode: 10 (Live), 1 (Recording), 1 (Search), 2 (Admin)

2.3.5 Alarm and Event Specification

1. Alarm Input / Output: 1 / 1
 - A. Alarm Input: 1 TTL, NC/NO Programmable, 4.3V(NC) or 0.3V(NO) threshold, 5V DC
 - B. Mechanical or electrical switches can be wired to the Alarm-In and GND connectors. The maximum voltage should not exceed 5V.
 - C. Alarm Output: 1 TTL open collector, 30mA @ 5 VDC
2. Trigger Events: Motion Detection, Alarm in, Audio detection, Tampering and Trip Zone
3. Event Notification: Remote S/W, Email (with Image)
 - A. Encryption Type: SSL, TLS

2.4.0 Environmental Specification

1. Operating Temperature: -40°C ~ +60°C (-40°F ~ +140°F)
2. Operating Humidity: 0% to 90% non-condensing




3. Vandal-proof Enclosure: Yes
4. Outdoor Ready: IP67, Heater

2.5.0 Electrical Specification

1. Power Source: 12VDC, PoE (IEEE 802.3af class 3)
2. Power Consumption: 11.6W
3. Regulatory Approvals: FCC, CE, KC

2.6.0 Mechanical Specification

1. Dimensions (Ø x H): Ø160mm x 128.5mm (Ø6.30" x 5.06")
2. Unit Weight: 0.9Kg



Version History

Version	Writer	Revision Date	Remarks
1.0	Tech Support	July. 02, 2018	Initial Release

